


# C2C Crochet Guide For Beginners: Unlock the World of Corner-to-Corner Creativity

Welcome to the captivating world of C2C crochet, where you'll embark on a journey of creativity and fulfillment. Whether you're a seasoned crocheter or just starting your crafty adventures, this comprehensive guide will ignite your passion for this versatile technique.





## C2C CROCHET GUIDE FOR BEGINNERS : EASY C2C CROCHET PROJECT GUIDE by Rabbit Goody

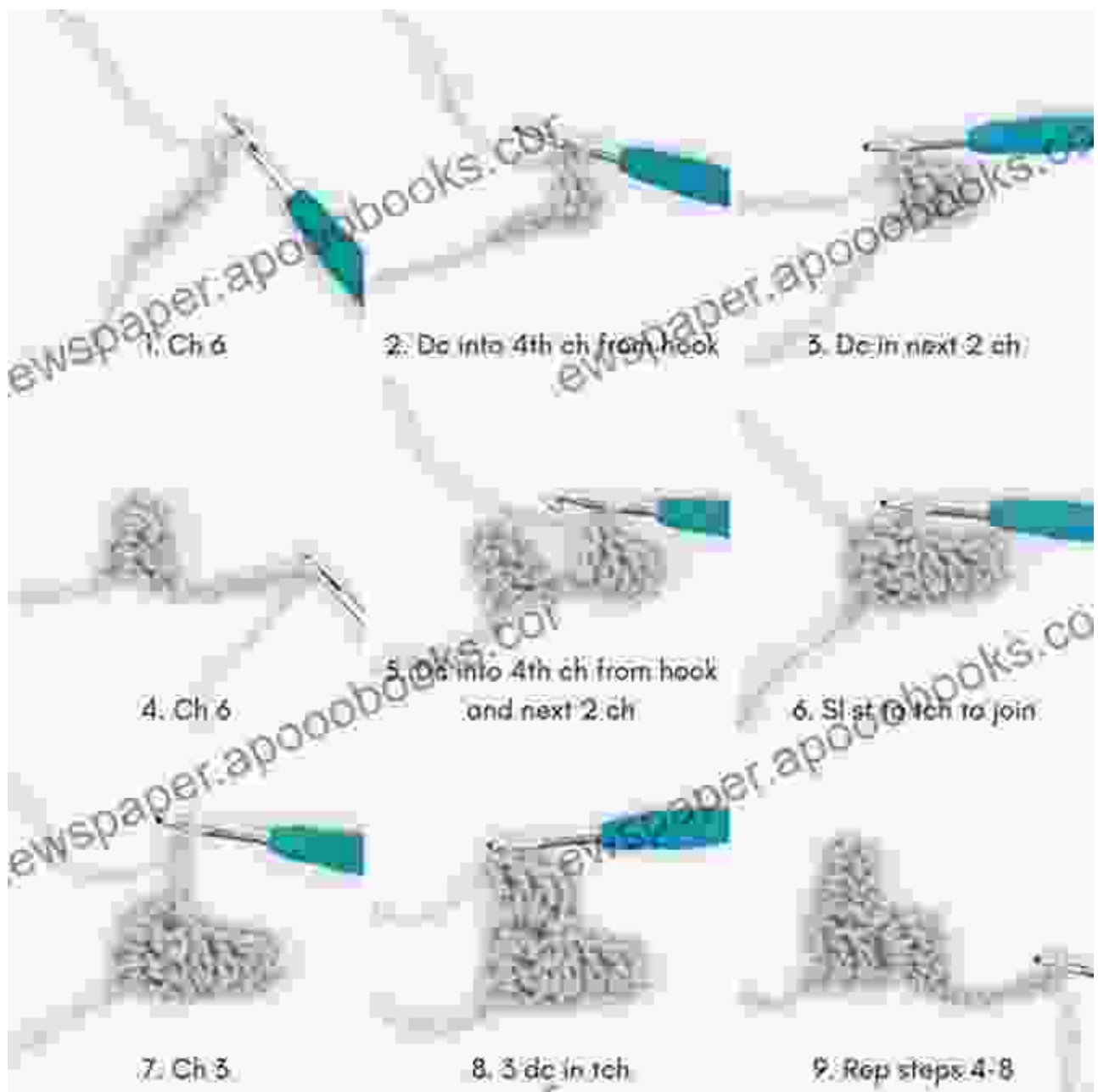
★★★★★ 5 out of 5

Language : English  
File size : 8393 KB  
Text-to-Speech : Enabled  
Screen Reader : Supported  
Enhanced typesetting : Enabled  
Print length : 76 pages  
Lending : Enabled



### Unveiling the Magic of C2C Crochet

C2C, short for corner-to-corner, is a dynamic crochet technique that transforms simple double crochet stitches into intricate and visually striking designs. It's a go-to choice for creating stunning blankets, afghans, and even wearables.



## Getting Started with C2C Crochet

- **Gather your tools:** Choose a worsted weight yarn and a crochet hook that matches the yarn's recommended size.
- **Create a foundation:** Start with a chain of the desired number of stitches, depending on the size of your project.

- **Work in rows:** Crochet double crochet stitches into each chain, creating a diagonal row.
- **Turn and repeat:** Once you reach the end of the row, turn your work and repeat the previous step, increasing the number of stitches in each row.

## **Mastering Pattern Creation**

The true beauty of C2C crochet lies in its endless design possibilities. You can create mesmerizing patterns by simply varying the colors or adding intricate details.



## **Beginner-Friendly C2C Crochet Projects**

To jump-start your C2C journey, here are three beginner-friendly projects that will showcase your newfound skills:

### **Cozy C2C Blanket**

- Choose a soft and cozy yarn.


- Create a foundation chain of 100 stitches.
- Work in rows, increasing by one stitch at the beginning of each row.
- Continue crocheting until the blanket reaches the desired length.

### **Cheerful Granny Square**

- Use a bright and colorful yarn.
- Create a foundation chain of 20 stitches.
- Work in rounds, increasing the number of stitches gradually until you have four corners.
- Join the corners to form a square.

### **Striped C2C Scarf**

- Choose two contrasting yarn colors.
- Create a foundation chain of 20 stitches.
- Alternate rows of the two colors, creating a striped effect.
- Continue crocheting until the scarf reaches the desired length.



## Troubleshooting Tips for C2C Crochet

Even for experienced crocheters, C2C can present some challenges. Here are a few troubleshooting tips:

- **Counting stitches:** Always pay attention to your stitch count, especially when increasing or decreasing.

- **Tension:** Maintaining consistent tension is crucial to create even stitches and a smooth fabric.
- **Joining rows:** Use a slip stitch to join the end of each row to the beginning of the next.
- **Mistakes:** Don't be discouraged by mistakes. Simply unravel the affected stitches and start over.

## **Find Inspiration and Share Your Creations**

The C2C crochet community is thriving with inspiration and support. Join online forums or follow social media groups to connect with other crocheters, share your work, and seek advice.

Don't forget to showcase your C2C masterpieces on platforms like Instagram or Pinterest. Tag your photos with #c2ccrochet to connect with a global audience of enthusiasts.





With the C2C Crochet Guide For Beginners, you now possess the knowledge and confidence to embark on a fulfilling journey of creativity. Whether you're seeking a calming hobby or aiming to create stunning handmade pieces, C2C crochet will open up a world of possibilities.

Remember, practice is the key to mastering any skill. So grab your hook, some yarn, and let your imagination soar. The world of C2C crochet awaits

your exploration!



## C2C CROCHET GUIDE FOR BEGINNERS : EASY C2C CROCHET PROJECT GUIDE by Rabbit Goody


★★★★★ 5 out of 5

Language : English  
File size : 8393 KB  
Text-to-Speech : Enabled  
Screen Reader : Supported  
Enhanced typesetting : Enabled  
Print length : 76 pages  
Lending : Enabled



## Discover the Enchanting World of Classical Piano with "10 For 10 Sheet Music Classical Piano Favorites Piano Solos"

A Symphony of Timeless Masterpieces Prepare to be captivated by a harmonious blend of classical masterpieces in "10 For 10 Sheet Music Classical Piano...



## Theo On The Ice Boston Bay Vikings: A Hockey Adventure for the Ages

Theo On The Ice Boston Bay Vikings is a thrilling hockey adventure that will captivate readers of all ages. Theo, a young boy with a dream of playing...